Bending Resistance Tester

MODEL 79 - 25

Not only for Bending Resistance

The Bending Resistance tester is an easy to operate and a high accuracy instrument. Besides the Bending Resistance, six other test can be performed. These are Score Bend, Score Perforation, Break Force, Taber Stiffness, Spring Back and of course the Crease Line.
The two point method secures the sample with a pneumatic clamp. The auto touch senses that the sample is in the correct place and the test will start. In this way variation during operations are eliminated.

Test results

The instrument measures the force at selectable bending angles from 5.0 to 90 degrees. The distance can be set on 5, 10, 20, 25 or 50mm. After chosing the requested distance the instrument is set automatic. The instrument senses the force down to 0.5 grams. This accuracy shows the exact bending stiffness and rigidity of the material.

Features

- Automatic clamping of sample
- Automatic positioning of load cell
- Auto touch of sample
- Overload protection of load cell
- Easy calibration
- Bending Resistance, Score Bend, Score Perforation, Break Force, Taber Stiffness, Spring Back, Crease line
- Paper, paperboard, non-woven materials, plastic film, medical tuning wire

International Standards

- ISO 2493
- AS/NZ 1301-4535
- BS 3748
- DIN 53121
- SCAN P29
- TAPPI T556

Is your required standard not here? Ask us

Taking care of quality



Accuracy
Quality components give you an advantage on accuracy. The design makes the components perform at their best. Your benefit: a high accuracy instrument.

Auto positioning of load cell
The load cell is automatically set to the correct distance. No unbolting needed; the instrument always finds the correct length. This increases speed and reduces errors.



Auto touch function
After pressing the start button, the clamp brings the sample towards the load cell. A small force signals that the test can start. This makes testing easy.

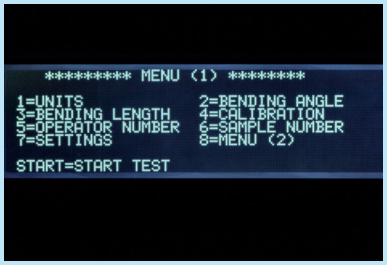

User interface
The interface definitaly makes things as simple as possible. After receiving the instrument you can start right away.



Test results
The sample required for the Bending Resistance Tester is 38mm x 90mm. Optionally a dedicated cutter can be delivered.

International standards
Working with international industries made us produce an instrument that complies with a lot of international standards. Is yours not mentioned? Ask us.

Specifications

Model	79-25 Series
Measuring units	mN, Nmm, Taber,
Load cell options	1000 mN, 5N or 10N
Force sensitivity	0.5mN with 1000mN load cell
Accuracy	+/- 1%
Sample size	height 38 mm, opening 4 mm
Bending angle:	5.0 – 90.0 (per 0.1 steps)
Accuracy	± 0.1 degree
Speed	5°/second
Language	8 different

Installation requirements

Electrical	120 V/60 Hz or 220V/50 Hz
Air connection	6mm OD plastic hose
Dimensions	490 x 425 x 260 mm (LxWxH)
Weight	± 20 kg

Output
RS 232
Printer connection

Optional/ accessories
Cutter
Graph Master Software

MESSMER BÜCHEL

Vertrieb in Deutschland durch:
Luhne Messtechnik
Inhaber: Herr Dipl.-Ing.(FH) Stefan Luhne
Kölnerstrasse 167
D-41199 Mönchengladbach

INDUSTRIAL PHYSICS

Telefon: +49 (0)2166 / 68 18 88
Telefon: +49 (0)2166 / 68 18 20
Telefax: +49 (0)2166 / 146 51 70
Email: info@luhne-messtechnik.de
Internet: www.luhne-messtechnik.de